




DishTemp® Blue

Operating Instructions

1. Single press  to turn on, hold for 3 seconds  to turn off.
2. Power unit off to reset MAX TEMP reading before each use.
3. Position DishTemp with other dishware at start of cycle.
4. Make note of MAX TEMP reading at the end of cycle before powering off.
5. Press and hold  for 5 seconds with the unit turned off to switch from °F to °C.

Cautions/Tips:

Do not expose DishTemp to temperatures above 200°F (93°C).

Replace battery with CR2032 coin cell when low battery  indicator illuminates.

Carefully reposition battery gasket when replacing battery.

Turn off when not in use to conserve battery power.



ThermoWorks